



CHAMPIONS TROPHY

We recommend taking your child/student through this summary of how the Champions Trophy tournament works so they know what to expect and what is expected of them.

Chess Power Champions Trophy Overview

The Champions Trophy is Chess Powers' most prestigious event. Talented junior chess players from around the country qualify for this event by winning local and regional events. We only give invitations to outstanding performance so you can be sure that every player that attends the Champions Trophy has an excellent understanding of Chess. The Champions Trophy is part of Nationals, but unlike the Teams' event it is an individual event. Your goal is to do your very best as an individual and ideally try and win the Champions Trophy itself!

There are three divisions:

- Junior for years 1-6
- Intermediate for years 7-8
- Open

The Open division is open to all players including Junior and Intermediate players. Years 9-13 players can only play in the Open division.

Equipment

You will need a device preferably with a web camera, a microphone and speaker. It is preferable if you have a desktop or laptop computer. But if you have no choice, a tablet should work as well.

Siblings

If you have siblings, you will need a separate device for each sibling. Each sibling will also need to participate in a different room so the device microphones and speakers don't affect each other.



CHAMPIONS TROPHY

Technology

We will be using two technologies for this event.

1. **Zoom** for video, voice and chat.
2. **Tornelo** for checking in, playing your games, viewing others' games and viewing the standings

Connecting to the event

To check-in, go to the tournament lobby using the Tornelo link you used to register. The same link usually will be sent to you before the event as well.

[Watch this video](#) to learn how to check-in and play your games, or read below.

Signing In

Once you are in Tornelo, you will need to sign in on the top-right corner. It is important you **sign in using the same email address that you registered with.**

[Run an event](#) Browse Help **Sign in**

If you are successfully signed in or were already signed in, a little grey man icon will appear in the top-right corner.

[Run an event](#) Browse My events Help



If you have forgotten your password, you can reset it by clicking the reset password button. This will send you an email to reset your password.

Sign in

Create new account

Reset password

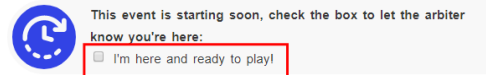
Email



CHAMPIONS TROPHY

Checking In

We will open the tournament lobby at 7:00am on the morning of the event. You can click the I'm here checkbox to tell us you are ready to play. You should do this before 8:45am so we know you are ready.



Note you will not be able to start your game until:

- everybody has checked-in,
- we have done the tournament announcements
- and we have paired the first round.

Unable to check-in?

If the checkbox to say “I'm here” is not visible, it means you are either not signed in or you aren't signed in with the email address you originally used to add your student.

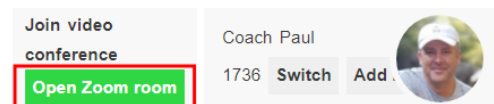
If you can't work it out, don't worry. Just connect to the Zoom video call (see below) and you will be able to get help there.

Connecting to the video/audio link

Once you are signed in and checked in, you can connect to the video/audio for the event.

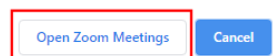
Click the Open Zoom Room button in the Tornelo lobby.

You may be prompted to install Zoom so you should go ahead with this. And you will be prompted to open the Zoom connection.



Open Zoom Meetings?

https://us04web.zoom.us wants to open this application.



If you can't find the Join Zoom button in Tornelo, you should be able to find the Zoom link on the tournament page on the Chess Power website or in the email that was sent to you prior to the event.

You do not require a login or password for Zoom and you should join as an attendee.



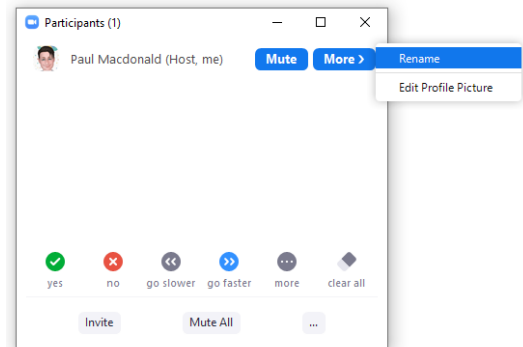
CHAMPIONS TROPHY

Using Zoom

There are five important features in Zoom that you should get familiar with before the event starts.

Naming yourself

You should make sure your name is correct in the Manage Participants list. You should use your first and last name. Click Participants, and then next to your name, click More then rename.



Turning on your video

To assist with ensuring fair play, you should have your video turned on at all times. In Zoom, if there is a Stop Video button it means your video is already turned on and you don't need to do anything. If you see Start Video, you should press this button to start your video.

Viewing chat and sending a chat message

Click the Chat button on the Zoom toolbar.



A zoom group chat box will pop up.

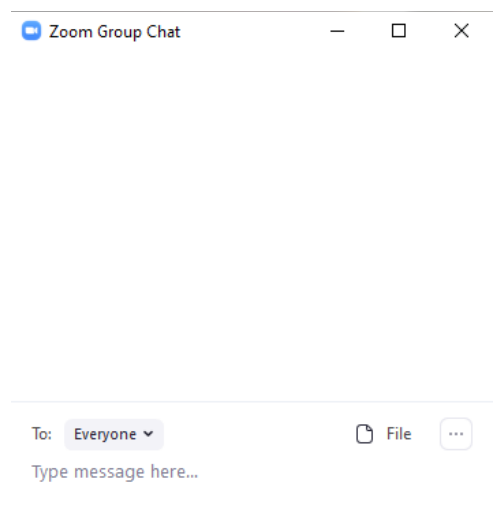
You can send messages to everyone or just to the host (our arbiters) or just to a specific person by changing the To box.

IMPORTANT

If you are sending a message to everyone, there is one important rule.

NO SPAM!!!

This means, do not send messages that aren't relevant to the tournament.



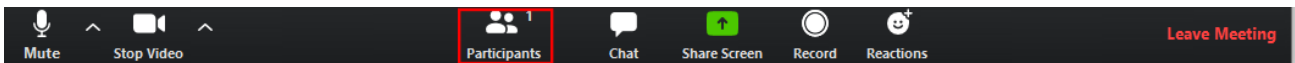


CHAMPIONS TROPHY

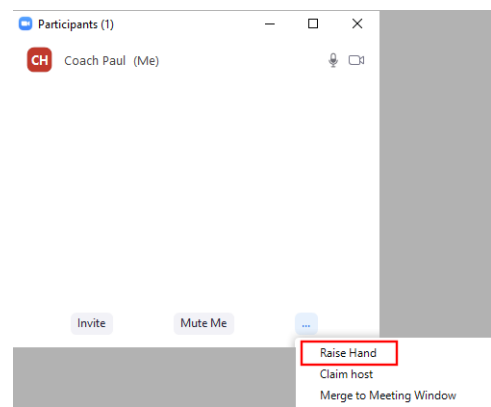
Raising your Hand

Raising your hand is an important way to get the arbiters attention and tells us you need help with something.

Click the Participants button on the Zoom toolbar. In some cases, you might find the raise hand feature in a More button on the right of the toolbar.



A participant box will pop up. Click the three little dots in the right corner, then click raise hand

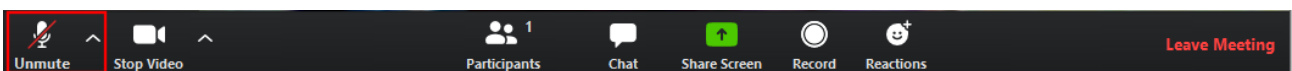


Talking

You should stay muted during the event unless you want to talk. This is important because we get a lot of background noise otherwise.

In saying this, you can feel free to talk during the tournament. The only rule is to try and not talk over the top of someone else and make sure you re-mute yourself when you have finished talking.

To unmute yourself, press the Unmute button on the Zoom toolbar. You can also hold down your space-bar to temporarily unmute yourself.





CHAMPIONS TROPHY

Playing your games

Once everybody is checked in, we will do the pairings for the first round.

A blue “Play now” button will appear once we have done the pairing of the round. Click this button to start your game.



When you click this, a new window will pop up with your chess board.

You will need to wait until your opponents power-plug turns green before you can start your game.

If your opponent doesn't connect, please be patient. You should wait for around 3 minutes. If they still haven't connected, press the Call arbiter button for assistance.

If you are black and you and your opponent are connected, but White doesn't move, you should wait for around 3 minutes. If they still haven't played their first move, press the Call arbiter button for assistance.

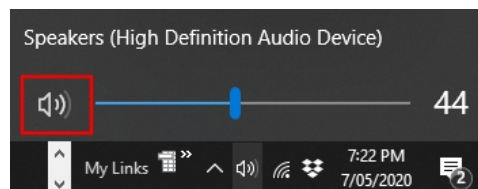


CHAMPIONS TROPHY

Being able to focus during your game

We recommend that you turn off your speakers whilst you are playing your game so you aren't distracted by the chat in the Zoom group meeting.

In Windows 10, you can turn off your speaker by clicking the speaker icon in the bottom right corner on your screen and then clicking the speaker icon again.



Fair Play

Chess Power events are all about ensuring everybody plays fair. So we use real names for all the players. Our events always have arbiters around. Everybody knows everybody. And we support each other in playing the right way. We also have real-time tools to detect anybody using engine assistance during their games.

Play fair and not only will everybody benefit, you will too! So there really is only one rule when playing your games.

You cannot get any assistance with your moves during your game.

This includes friends, siblings, parents, phones, computers or anything else. Anyone found to be getting help will be banned from this event and all future events so just don't do it.

Also, you should not use chess engines any time after the start of the event and before the end of the event. Think of it just like you are in an over-the-board tournament in the playing hall.

Here is a [helpful video from ChessKid.com](#) that talks about good types of behaviour in online games. We hope it is helpful.

Interference

- It is really really important that you don't interfere in someones game. This rule applies to players, teachers and parents. Other players can watch games in progress but you cannot talk to the players. If you see something strange going on, go and get help from an arbiter.
- As this is a National event, spectators cannot interfere with a game in progress.
- If you are playing a game, and someone is talking to your opponent, immediately call an arbiter.



CHAMPIONS TROPHY

Making Moves

- As soon as you move a piece and let it go, that ends your move.
- There are two ways to move pieces. Click, drag and let go. Or click where you want to move from, then click where you want to move to. The second method is probably easier and you are less likely to make mistakes.
- If you mouse slip and move something to the wrong place accidentally and let it go, there is nothing we can do about it. So make sure you are careful with every move
- To castle, you should first click the king and then click the square two squares away from the king towards the rook. The rook will automatically move over the top. You can click and drag the king two squares as well. When you let the mouse go, the rook will automatically move over the top.

Having Problems during a game?

- If you are having any problems at all, press the Call Arbiter button. This will pause the game and the arbiter will be contacted. If the problem is resolved, you can also press Cancel Call to resume the game.

Offering a draw

This is an offer draw button if you would like to offer a draw to your opponent. You can do this when you think the game doesn't offer either player a way to win. It is your opponent's choice to accept or decline the draw offer. You shouldn't continually offer a draw. If you think the game is going nowhere, you can pause the clock and call an arbiter for assistance.

Resigning

If you wish to resign the game, please the resign button. Tornelo will ask you if you are sure you want to resign. In general it is a good idea to resign if your position is completely hopeless and you see no chance of saving the game. However, don't forget stalemate and insufficient material are two ways you can get a draw in an otherwise hopeless position.

Clocks

- The clock is set so you have 15 minutes per player. You can take as long as you like for each individual move, but you cannot take more than 15 minutes for your whole game.
- Black's clock starts automatically as soon as White makes the first move. When black makes his or her first move, the White clock will then start.
- If you run out of time you lose the game UNLESS your opponent has no way to checkmate you in which case it is a draw.



CHAMPIONS TROPHY

End of game

- At the end of the game, you can send a private message to your opponent thanking them for the game.
- The next round will not start until all the games for the current round are finished. So we recommend you watch other players games, especially your team-mates. You can do this by going back to the lobby in Tornelo and click the Watch button next to a game. You can also go and have a cookie or a glass of milk for a few minutes.
- We will also be commentating on games that have finished between rounds so you can learn a lot about how to improve in your own games during this time.

Who Plays Who?

When the tournament starts, you are paired randomly against someone from another school. If you win your first game, you will play someone that has also won their first game in the next round. If you lose your first game, you will play someone that has also lost their first game, so your opponent should be a bit easier. The tournament goes on like this.

Normally you wouldn't play against someone from a different division, but it is possible for divisions to get merged. If this happens, you may play each-other but your scores at prize giving will still be separate. We try to avoid pairing players from the same school, but it can happen.

Team scores are the sum of top 4 players scores. Each player will play 9 games of chess. You get 1 point for a Win, $\frac{1}{2}$ point for a Draw & 0 points for a Loss. If there are an odd number of players in your division you may get a Bye. A bye is a free point for that round.

You will never play the same person twice, so be a good sport.

Prize Giving

Prize giving will take place after all games have finished after the last round.

Prizes

Everybody gets a certificate. Certificates are based on your individual score and there are four levels of certificates.

<i>Merit</i>	4 points or below
<i>Credit</i>	4.5 or 5 points
<i>Excellence</i>	5.5 or 6 points
<i>Distinction</i>	6.5 points or more

A digital version of your certificate will be emailed to all players after the event.



CHAMPIONS TROPHY

The top players in the following age groups (below the overall division winner) will receive a special Champions Trophy age group medal.

Junior Division

- 7 and under
- 9 and under
- 11 and under

Intermediate Division

- 11 and under
- 12 and under
- 13 and under

Senior Division

- 14 and under
- 16 and under
- 18 and under

Medals will be couriered to each winner after the event.

The top player in each division will become the **Champions Trophy Champion!** The Champions Trophy for their division will be couriered to them after the event. They will also receive the Junior Master title, a framed certificate and join the [Chess Power Hall of Fame](#).

The top female player in each division will be sent the Best Female Champions Trophy by courier after the event and become the female champion for their division.

If two players get the same number of points, a tie-break is used based on the individual players performance to determine the overall winner.

There are fun activities at the tournament including a colouring competition and a chess composition challenge. You can win a prize for having the best challenge result.

You can also earn badges during your games – refer to the [Chess Power Badge chart](#) to see the badges that are available. To claim a badge, write in the Zoom chat what badge you are claiming and the round the game occurred. Badges won can be collected at any local Sarapu Cup event.

Good luck from everybody at Chess Power

We wish you a positive, fun and engaging event!

And don't forget, **chess makes you smarter**, even when you lose!